


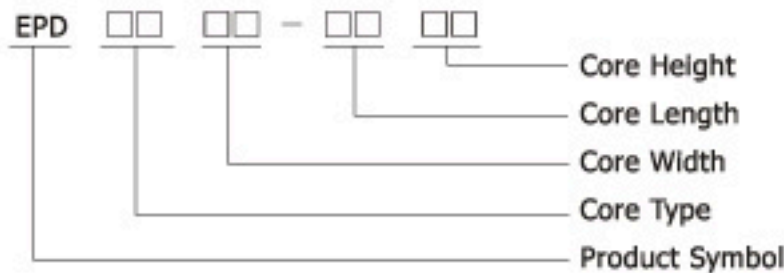
EMI PC BEAD (6H 8H 10H)(EPD TYPE)

APPLICATIONS

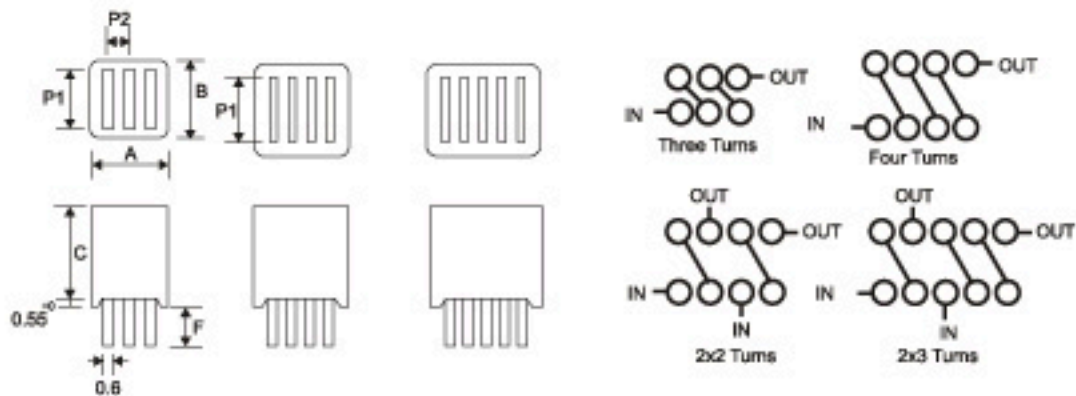
On the pc Board that pc Beads use traces to complete the turns through the bead. And the pc Beads offer a choice of one to five circuits from the same bead.



PRODUCT IDENTIFICATIONS



DIMENSION AND CIRCUIT BOARD DIAGRAMS.



Part Number	A	B	C	P1	P2	F	Z(Ω)MIN		
							25 MHz	100MHz	
EPD8H 11-11	50	10.8±0.25	10.8±0.25	5.2 ⁺⁰	7.62±0.2	2.54±0.2	2.5 ⁺⁰ (m/m)	120	150
	64			6.46 ⁺⁰				130	185
	90			9.0 ⁺⁰				210	260
	106			10.6 ⁺⁰				250	300
EPD8H 11-05	50	10.8±0.25	5.49±0.25	5.2 ⁺⁰	2.54±0.2			100	125
	102			10.4 ⁺⁰				208	250
EPD10H 13-11	50	13.4±0.25	10.88±0.25	5.2 ⁺⁰	7.62±0.2			125	155
	64			6.46 ⁺⁰				135	190
	90			9.0 ⁺⁰				215	265
	106			10.6 ⁺⁰				255	305
EPD6H 08-11	50	8.34±0.25	10.88±0.25	5.2 ⁺⁰	7.62±0.2	100	130		
	64			6.46 ⁺⁰		125	160		
	106			10.6 ⁺⁰		210	270		
EPD6H 07-05	102	7.6±0.25	5.0±0.25	10.4 ⁺⁰	2.54±0.2	190	230		