



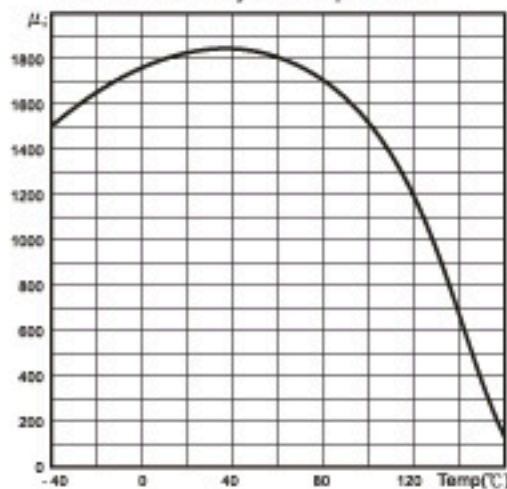
Ferrite Cores

Materials: GL18

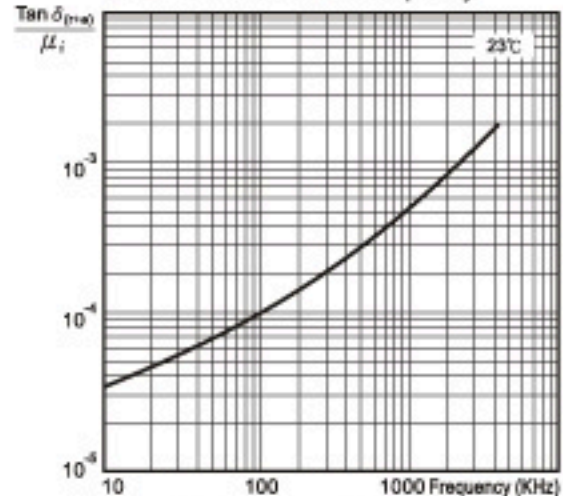
Parameter	Symbol	Standard Conditions of test	Unit	GL18
Initial Permeability (nominal)	μ_i	B<0.1mT 10kHz 25°C	-	1800
Saturation Flux Density (typical)	B_{sat}	H=1200 A/m =15 Oe 25°C 100°C	mT	250
Remanent Flux Density (typical)	B_r	H→0 (from near Saturation) 10kHz 25°C	mT	170
Coercivity (typical)	H_c	B→0 (from near Saturation) 10kHz 25°C	A/m	28
Loss Factor (maximum)	$\frac{\tan \delta_{(1+\omega)} \mu_i}{\mu_i}$	B<0.1mT 25°C 100kHz	10^6	150
Curie Temperature (minimum)	θ_c	B<0.10mT 10kHz	°C	100
Resistivity (typical)	ρ	1 V/cm 25°C	ohm-cm	10^7

A high permeability nickel-zinc ferrite specially formulated for high inductance at low frequencies in broadband applications without having the dielectric constant of manganese-zinc ferrites. Can be used in broadband applications into the GHz region. It also features very high volume resistivity. Available in a variety of toroidal, multi aperture, and bead cores, coilforms, and bobbins.

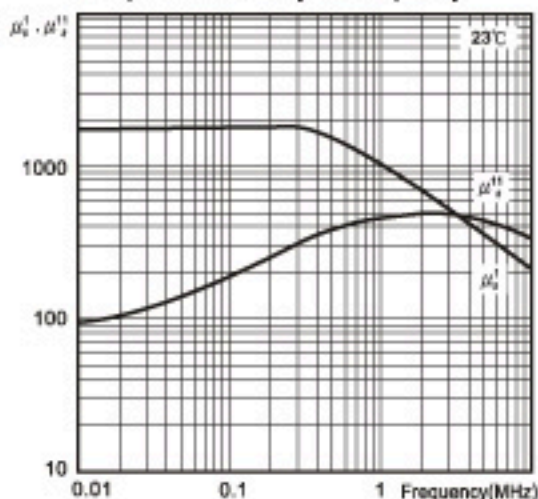
Initial Permeability vs. Temperature



Relative Loss Factor vs. Frequency



Complex Permeability vs. Frequency



Dynamic Magnetisation: Typical B-H Loop

